

CNC Power Engineering

Always on the move



CNC, Drives, and Software Training Catalog 2024

Who besides you has the best expertise in your area of business?

The answer is obvious and quite simple: you are the expert in your field. Similarly, no one other than NUM could claim to have the deepest expertise of our extended range of drives and CNCs. After all, this has been our business for fifty years. This is why we are your number one partner for the training of your teams.

Whether you are a User, an OEM, a Maintenance specialist or a System builder, NUM has in its catalog all kind of training sessions dedicated to your applications and this for all generation of NUM products making parts on today machines.

Of course each customer has its own requirements, each machine and each application has its own specificities, and this is why we can also offer customized training sessions focused on your particular needs.

As a provider of CNC High End Applications, we have organized our training sessions by features and level of knowledge required, in order to help you to get all the data you need and only the data you need to be the most efficient. These sessions are conducted by training specialists and applications engineers so you can be assured that you will always get the most accurate and professional answers, whatever your question or concern might be. These sessions will give a chance to develop a durable relationship between our companies to further develop cooperation for the full benefit of all.

Content list

Training with NUM: your advantages	4
Training Centers	4
Training Courses.....	5
Proposed Training Paths.....	7
Your Training Contacts	8
Training Organization.....	9
Flexium system description FXTR101	10
Flexium and Safety FXTR102.....	11
Operation and basic maintenance FXTR201	12
Advanced part programming FXTR202	13
Flexium 3D FXTR213.....	14
Dynamic operators in C FXTR223.....	15
High Speed Cutting – 5-axis functions FXTR233.....	16
Flexium system maintenance FXTR301	17
Flexium+ system advanced maintenance FLTR312.....	18
FlexiumPro system advanced maintenance FPTR 312	19
NUMDrive X advanced maintenance FLTR314	20
NUM DrivePro advanced maintenance FPTR 314.....	21
Flexium+ system initial setup FLTR401.....	22
Flexium+ system advanced setup FLTR402	23
FlexiumPro system initial setup FPTR 401	24
FlexiumPro system advanced setup FPTR 402	25
Extended NCK Access (ENA) FXTR433.....	26
Flexium+ HMI personalization FLTR443	27
Communication with Flexium+ FLTR453.....	28
FlexiumPro HMI personalization FPTR 443.....	29
Communication with FlexiumPro FLTR453.....	30
Safety including NUM-SAMX FXTR463.....	31
Individual training.....	32
Booking Form	33

Training with NUM: your advantages

- Technical data are up to date
- Should you need a specific function, you will get in depth information
- Partnership development
- You will be in touch with the experts in every domain of NUM activity
- Whatever your area of expertise might be (Maintenance, Service, Programming, Setup...), you will find the courses you need
- Full range of products, and software in one location

Training Centers

All NUM technical centers are equipped to provide training. These sessions will take place either in our premises or in your facility.



Some training facilities



Training Courses

The different training modules are linked in a way to provide a logical path for mastering our application solutions in your area of expertise.

	FX	TR	3	0	1
Control Series					
Flexium ⁺ und FlexiumPro	FX				
Flexium ⁺	FL				
FlexiumPro	FP				
Training					
Type					
Product Knowledge			1		
Operation and Diagnostics			2		
Maintenance			3		
Engineering and Integration			4		
Modifier					
Expertice Level					
Beginner					1
Advanced					2
Specialist					3

Generic Training Sessions

FXTR101	Flexium system description
FXTR102	Flexium and Safety
FXTR201	Operation and basic maintenance
FXTR202	Advanced part programming
FXTR213	Flexium 3D
FXTR223	Dynamic operators in C
FXTR233	High speed cutting – 5-axis functions
FXTR301	Flexium system maintenance
FXTR433	Extended NCK Access (ENA)
FXTR463	Safety including NUM-SAMX

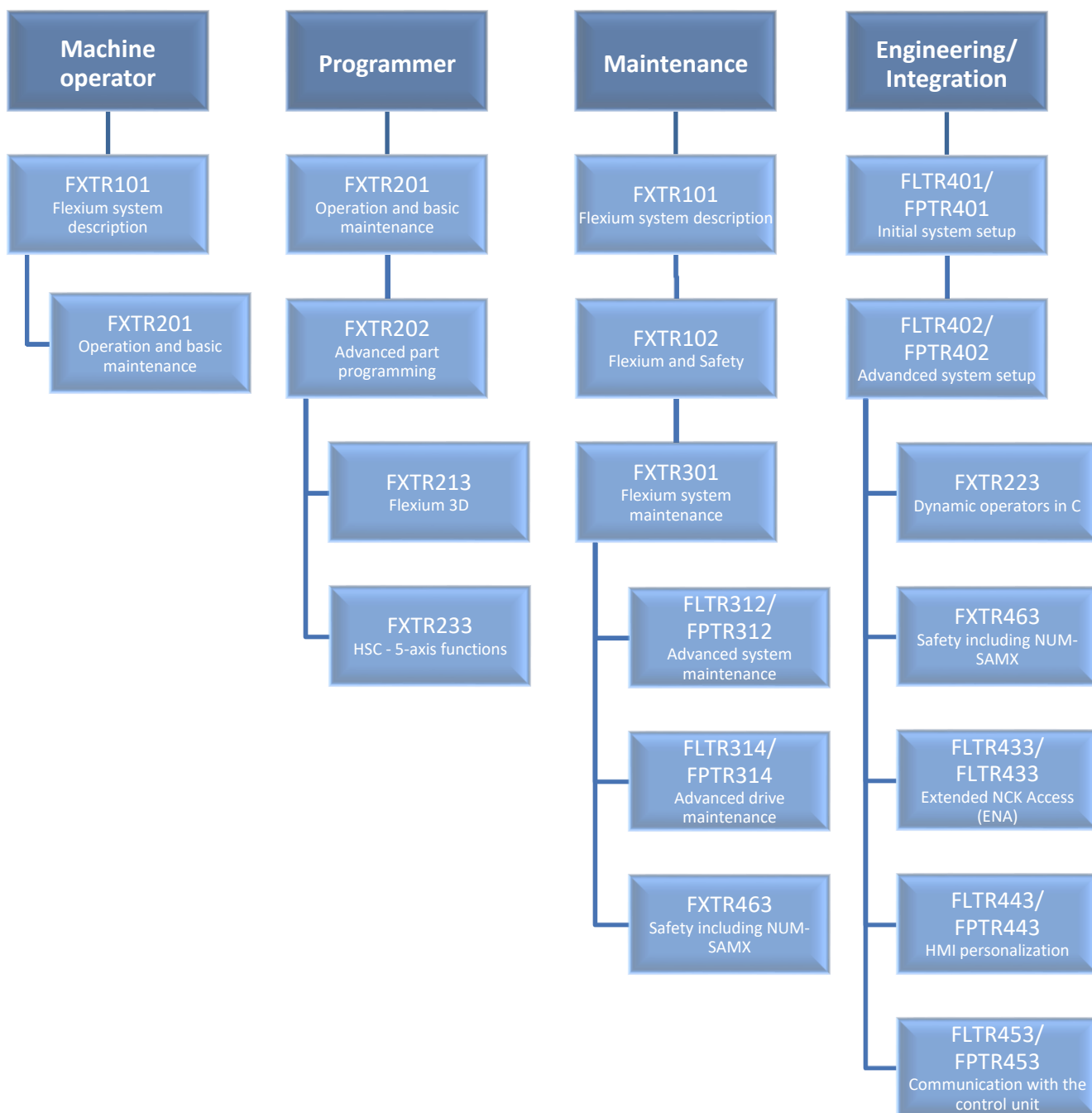
Flexium+ Specific Training Sessions

FLTR312	Flexium+ system advanced maintenance
FLTR314	NUMDrive X advanced maintenance
FLTR401	Flexium+ system initial setup
FLTR402	Flexium+ system advanced setup
FLTR 443	Flexium+ HMI personalization
FLTR 453	Communication with Flexium+

FlexiumPro Specific Training Sessions

FPTR 312	FlexiumPro system advanced maintenance
FPTR 314	NUM DrivePro advanced maintenance
FPTR 401	FlexiumPro system initial setup
FPTR 402	FlexiumPro system advanced setup
FPTR 443	FlexiumPro HMI personalization
FPTR 453	Communication with FlexiumPro

Proposed Training Paths



Your Training Contacts

China:

Liu Jane

Phone: +86 21 6882 0958

Fax: +86 21 6882 0959

E-mail: jane.liu@num.com

India:

Nath Rajesh

Phone: +91 4099 7667

E-mail: info.in@num.com

Taiwan and rest of Asia:

Wu Johnny

Phone: +886 4 2316 9600

Fax: +886 4 2316 9700

E-mail: johnny.wu@num.com

For other countries, please contact your local sales representative or NUM Switzerland (sales.ch@num.com).

Training Organization

Quotation

Offers can be asked at your training contacts (see section 'Your Training Contacts').

Date and timetable

Training dates and timetables will be part of a quotation.

Journey

Your local sales representative of NUM will provide you with journey information.

Hotels

Your local sales representative of NUM can recommend you hotels near to the training places.

Flexium system description

FXTR101

Your area of interest	Prerequisite
General knowledge	None
Objectives	Supports
<ul style="list-style-type: none"> ✓ Understanding the Flexium range structure (CNCs and Drives) ✓ Understanding the main functions ✓ Ability to define a configuration with the Flexium catalogue 	<p>Training materials</p> <ul style="list-style-type: none"> ○ Individual components ○ Simulator <p>Deliveries</p> <ul style="list-style-type: none"> ○ Course presentation (on memory stick) ○ Flexium catalogue (on memory stick)
Training Content	
<p>Flexium CNC presentation</p> <ul style="list-style-type: none"> ○ The different models of CNCs ○ Hardware structure – Software functions <p>The panels</p> <ul style="list-style-type: none"> ○ PC Panels ○ Machine panels <p>The PLC</p> <ul style="list-style-type: none"> ○ Structure ○ Programming languages ○ IOs <p>NUMDrive X presentation</p> <ul style="list-style-type: none"> ○ Hardware structure ○ Drives functions and performances ○ Axis and spindle motors 	<p>NUM DrivePro presentation</p> <ul style="list-style-type: none"> ○ Hardware structure ○ Drives functions and performances ○ Axis and spindle motors <p>Tools</p> <ul style="list-style-type: none"> ○ PLC programming ○ Web tools <p>Applications</p> <ul style="list-style-type: none"> ○ From the single unit CNC to the multi CNC - multi panels configurations <p>Questions and answers (1/2 hour)</p>
Duration	Date / Costs
1 day	Please consult your local training contact

Flexium and Safety

Your area of interest	Prerequisite
General knowledge	None
Objectives	Supports
<ul style="list-style-type: none"> ✓ Understanding the Flexium safety concepts ✓ Understanding the various safety features ✓ Ability to define the components and development required for a particular configuration 	<p>Training materials</p> <ul style="list-style-type: none"> ○ Individual components ○ Simulator <p>Deliveries</p> <ul style="list-style-type: none"> ○ Course presentation (on memory stick) ○ Flexium catalogue (on memory stick)
Training Content	
<p>Safety: What is it?</p> <ul style="list-style-type: none"> ○ Safety PLCs ○ Safe motions ○ Safety level <p>General on EtherCAT and FSoE</p> <p>The Safe PLC</p> <ul style="list-style-type: none"> ○ Structure ○ Programming languages ○ I/Os 	<p>Safety and Motions</p> <ul style="list-style-type: none"> ○ SAMX, STOX and NUMDrive X or NUM DrivePro <p>Questions and answers (1/2 hour)</p>
Duration	Date / Costs
1 day	Please consult your local training contact

Operation and basic maintenance

FXTR201

Your area of interest	Prerequisite
Machine operator – 1 st level maintenance	Knowledge of NUM products or FXTR101
Objectives	Supports
<ul style="list-style-type: none"> ✓ Ability to run a machine equipped with Flexium system ✓ Understanding and adjusting the coordinate systems and tools offsets ✓ Understanding operators message and status indicators to perform a first level maintenance 	<p>Training materials</p> <ul style="list-style-type: none"> ○ Individual components ○ Simulator <p>Deliveries</p> <ul style="list-style-type: none"> ○ Course presentation (on memory stick) ○ Programming manual (on memory stick)
Training Content	
<p>Operation</p> <ul style="list-style-type: none"> ○ Using the HMI ○ Modes of operation ○ ISO concepts (interpolation – feedrate – tools offsets – main canned cycles) ○ Coordinate systems – programmable axis ○ Work preparation, tools offsets, origin presets ○ Basic of parametric programming <p>Maintenance</p> <ul style="list-style-type: none"> ○ Status indicators ○ Operators messages ○ LED indications ○ Backup of essential data ○ Adding a system option 	<p>Tools</p> <ul style="list-style-type: none"> ○ Web tools ○ Flexium license loader <p>Questions and answers (2 hours)</p>
Duration	Date / Costs
3 days	Please consult your local training contact

Advanced part programming

Your area of interest	Prerequisite
Advanced part programming – custom macros – special functions for OEM	FXTR201
Objectives	Supports
<ul style="list-style-type: none"> ✓ Mastering the advanced ISO functions of the system ✓ Ability to create a custom macro (tool changer – milling head exchange – probing etc.) 	<p>Training materials</p> <ul style="list-style-type: none"> ○ Individual components ○ Simulator <p>Deliveries</p> <ul style="list-style-type: none"> ○ Course presentation (on memory stick) ○ Programming and advanced programming manual (on memory stick)
Training Content	
<p>Advanced ISO functions</p> <ul style="list-style-type: none"> ○ Polar programming ○ Probing management ○ Pocket cycles ○ Complements on parametric programming <ul style="list-style-type: none"> ▪ Detailed information on E parameters ▪ Relation with the outside via the PLC ○ Structured programming ○ Dynamic operators ○ Customized G codes <p>Exercises</p>	Questions and answers
Duration	Date / Costs
4 days	Please consult your local training contact

Flexium 3D

Your area of interest	Prerequisite
Machine operation - Programming	Knowledge of NUM products or FXTR201
Objectives	Supports
<ul style="list-style-type: none"> ✓ Using Flexium 3D to simulate and validate a part program ✓ Interacting with Flexium HMI to correct possible programming faults ✓ Optional : Customizing Flexium 3D for machine simulation 	<p>Training materials</p> <ul style="list-style-type: none"> ○ Simulator <p>Deliveries</p> <ul style="list-style-type: none"> ○ Course presentation (on memory stick)
Training Content	
<p>Flexium 3D presentation</p> <ul style="list-style-type: none"> ○ Principle of operation ○ The different screens <p>Running Flexium 3D</p> <ul style="list-style-type: none"> ○ Program configuration ○ Defining the blank and the tools ○ Off line and On line simulation <p>Exercises</p> <p>Optional</p> <ul style="list-style-type: none"> ○ Designing a machine model 	<p>Questions and answers (2 hours)</p>
Duration	Date / Costs
1 day + 1 day optional	Please consult your local training contact

Dynamic operators in C

FXTR223

Your area of interest

Customized CNC extensions

Prerequisite

FXTR202 and C language

Objectives

- ✓ Develop an application using dynamic operators in C

Supports

Training materials

- Individual components
- Simulator

Deliveries

- Course presentation (on memory stick)
- Flexium catalogue (on memory stick)

Training Content

- Principle of dynamic operators
- Short example using classic dynamic operators
- Review list of parameters
- The compiler
- Examples
- Trace and debug

Duration

1 day

Date / Costs

Please consult your local training contact

High Speed Cutting – 5-axis functions

Your area of interest	Prerequisite
5-axis parts machining	FXTR202
Objectives	Supports
<ul style="list-style-type: none"> ✓ Mastering 5-axis machining functions ✓ RTCP (Rotating Tool Centre Point) ✓ Inclined plane ✓ High speed cutting 	<p>Training materials</p> <ul style="list-style-type: none"> ○ Individual components ○ Simulator <p>Deliveries</p> <ul style="list-style-type: none"> ○ Course presentation (on memory stick) ○ Flexium catalogue (on memory stick)
Training Content	
<ul style="list-style-type: none"> ○ NC 5-axis functions ○ RTCP and inclined plane parameterization ○ Application ○ High speed machining functions ○ Speed and acceleration controls ○ Optimization of parameters 	<ul style="list-style-type: none"> ○ Axis adjustments ○ Flexium Tools instruments ○ Practical case <p>Questions and answers (1/2 hour)</p>
Duration	Date / Costs
2 days	Please consult your local training contact

Flexium system maintenance

FXTR301

Your area of interest	Prerequisite
Maintenance	FXTR102
Objectives	Supports
<ul style="list-style-type: none"> ✓ Ability to detect and replace defective components in a short time ✓ Predictive maintenance 	<p>Training materials</p> <ul style="list-style-type: none"> ○ Simulator <p>Deliveries</p> <ul style="list-style-type: none"> ○ Course presentation (on memory stick)
Training Content	
<p>Flexium system maintenance</p> <ul style="list-style-type: none"> ○ System structure ○ Components ○ System start up ○ Diagnostics ○ Software updates ○ Service tool ○ Safety ○ Backup and Restore procedures ○ Part replacement 	Questions and answers (1 hour)
<p>Drives maintenance</p> <ul style="list-style-type: none"> ○ Product knowledge ○ Drives exchange procedure 	
Duration	Date / Costs
3 days	Please consult your local training contact

Flexium+ system advanced maintenance

FLTR312

Your area of interest	Prerequisite
Maintenance	FXTR102
Objectives	Supports
<ul style="list-style-type: none"> ✓ Ability to detect and replace defective components in a short time ✓ Predictive maintenance 	<p>Training materials</p> <ul style="list-style-type: none"> ○ Simulator <p>Deliveries</p> <ul style="list-style-type: none"> ○ Course presentation (on memory stick)
Training Content	
<p>Flexium+ system maintenance</p> <ul style="list-style-type: none"> ○ Detailing the product structure ○ Exchange zone ○ Troubleshooting with Flexium HMI ○ Flexium Tools ○ Parameters modification ○ Debugging with the PLC ○ PLC program adjustments ○ Backup and restore 	<p>NUMDrive X drives advanced maintenance</p> <ul style="list-style-type: none"> ○ Detailed analysis ○ Drives instruments ○ Drives exchange procedure ○ Safety application maintenance <p>Questions and answers (1 hour)</p>
Duration	Date / Costs
3 days	Please consult your local training contact

FlexiumPro system advanced maintenance

FPTR 312

Your area of interest

Maintenance

Prerequisite

FXTR301

Objectives

- ✓ Ability to detect and replace defective components in a short time
- ✓ Predictive maintenance

Supports

- Training materials
- Simulator
- Deliveries
- Course presentation (on memory stick)



Training Content

FlexiumPro system maintenance

- Detailing the product structure
- Exchange zone
- Troubleshooting with Flexium HMI
- Flexium Tools
- Parameters modification
- Debugging with the PLC
- PLC program adjustments
- Backup and restore

NUM DrivePro advanced maintenance

- Detailed analysis
- Drives instruments
- Drives exchange procedure
- Safety application maintenance

Questions and answers (1 hour)

Duration

3 days

Date / Costs

Please consult your local training contact

NUMDrive X advanced maintenance

FLTR314

Your area of interest	Prerequisite
Machine maintenance	FXTR301
Objectives	Supports
<ul style="list-style-type: none"> ✓ Ability to detect and replace components or adjust parameters 	Training materials <ul style="list-style-type: none"> ○ Simulator Deliveries <ul style="list-style-type: none"> ○ Course presentation (on memory stick)
Training Content	
Review <ul style="list-style-type: none"> ○ Range description ○ Troubleshooting with Flexium HMI Components connections <ul style="list-style-type: none"> ○ Structure of a NUMDrive X application Adjustments <ul style="list-style-type: none"> ○ Using Flexium Tools for diagnostic ○ Main drive parameters ○ Adjustment and control 	Questions and answers
Duration	Date / Costs
3 days	Please consult your local training contact

NUM DrivePro advanced maintenance

FPTR 314

Your area of interest

Machine maintenance

Prerequisite

FXTR301

Objectives

- ✓ Ability to detect and replace components or adjust parameters

Supports

- Training materials
- Simulator
- Deliveries
- Course presentation (on memory stick)



Training Content

Review

- Range description
- Troubleshooting with FlexiumPro HMI

Questions and answers

Components connections

- Structure of a NUM DrivePro application

Adjustments

- Using FlexiumPro Tools for diagnostic
- Main drive parameters
- Adjustment and control

Duration

3 days

Date / Costs

Please consult your local training contact

Flexium+ system initial setup

FLTR401

Your area of interest	Prerequisite
Engineering and Setup	FXTR201
Objectives	Supports
<ul style="list-style-type: none"> ✓ Create a first Flexium+ application for a simple machine ✓ Control basic functions – Run two axes and a spindle 	<p>Training materials</p> <ul style="list-style-type: none"> ○ Simulator <p>Deliveries</p> <ul style="list-style-type: none"> ○ Course presentation (on memory stick) ○ Installation manual – Commissioning manual – Flexium Tools (all on memory stick)
Training Content	
<p>Understanding Flexium+ structure</p> <p>Flexium Tools presentation</p> <ul style="list-style-type: none"> ○ Getting familiar with the package ○ Languages ○ Variables ○ Structure of a project <p>Practical exercise</p> <ul style="list-style-type: none"> ○ Creating the control structure ○ Integrating IOs (CANopen and Ethernet) ○ Integrating a panel ○ Handling modes, manual and automatic commands ○ Operator messages ○ Power on, security ○ Integrating axes and spindles ○ First level of parameterization ○ Running a simple part program ○ Introduction to the custom visualization 	<p>Questions and answers</p>
Duration	Date / Costs
5 days	Please consult your local training contact

Flexium+ system advanced setup

FLTR402

Your area of interest	Prerequisite
Engineering and Setup	FLTR 401
Objectives	Supports
<ul style="list-style-type: none"> ✓ Commissioning a Flexium system on any kind of machine 	<p>Training materials</p> <ul style="list-style-type: none"> ○ Simulator <p>Deliveries</p> <ul style="list-style-type: none"> ○ Course presentation (on memory stick) ○ Full set of Flexium manuals – Flexium Tools – Example project (all on memory stick)
Training Content	
Detailed analysis of exchange variables	Questions and answers
<p>Flexium Tools complements</p> <ul style="list-style-type: none"> ○ Project simulation and debug ○ Application control (Tasks – automated checks) ○ Field bus control ○ Advanced functions (Probing – tool wear – shutdown etc.) ○ Custom screens complements ○ Optional functions (multi NCK – multi panels etc.) ○ Writing custom libraries 	
Duration	Date / Costs
5 days	Please consult your local training contact

FlexiumPro system initial setup

FPTR 401

Your area of interest

Engineering and Setup

Prerequisite

FXTR201

Objectives

- ✓ Create a first FlexiumPro application for a simple machine
- ✓ Control basic functions – Run two axes and a spindle

Supports

Training materials

- Simulator

Deliveries

- Course presentation (on memory stick)
- Installation manual – Commissioning manual – Flexium Tools (all on memory stick)



Training Content

Understanding FlexiumPro structure

Questions and answers

FlexiumPro Tools presentation

- Getting familiar with the package
- Languages
- Variables
- Structure of a project

Practical exercise

- Creating the control structure
- Integrating IOs (CANopen and Ethernet)
- Integrating a panel
- Handling modes, manual and automatic commands
- Operator messages
- Power on, security
- Integrating axes and spindle
- First level of parameterization
- Running a simple part program
- Introduction to the custom visualization

Duration

5 days

Date / Costs

Please consult your local training contact

FlexiumPro system advanced setup

FPTR 402

Your area of interest

Engineering and Setup

Prerequisite

FPTR 401

Objectives

- ✓ Commissioning a Flexium system on any kind of machine

Supports

Training materials

- Simulator

Deliveries

- Course presentation (on memory stick)
- Full set of Flexium manuals – Flexium Tools – Example project (all on memory stick)



Training Content

Detailed analysis of exchange variables

Questions and answers

FlexiumPro Tools complements

- Project simulation and debug
- Application control (Tasks – automated checks)
- Field bus control
- Advanced functions (Probing – tool wear – shutdown etc.)
- Custom screens complements
- Optional functions (multi NCK – multi panels etc.)
- Writing custom libraries

Duration

5 days

Date / Costs

Please consult your local training contact

Extended NCK Access (ENA)

FXTR433

Your area of interest	Prerequisite
Engineering and Setup	FLTR402 or FXTR402
Objectives	Supports
<ul style="list-style-type: none"> ✓ Exchange of additional data between NCK and PLC 	<p>Training materials</p> <ul style="list-style-type: none"> ○ Simulator <p>Deliveries</p> <ul style="list-style-type: none"> ○ Course presentation (on memory stick) ○ Flexium Tools – Example project
Training Content	
<p>Structure of internal communication in Flexium systems</p> <p>ENA library</p> <ul style="list-style-type: none"> ○ Available parameters and functions <p>Application</p> <ul style="list-style-type: none"> ○ Reading parameters ○ Writing parameters ○ Files management 	<p>Questions and answers</p>
Duration	Date / Costs
2 days	Please consult your local training contact

Flexium+ HMI personalization

FLTR443

Your area of interest	Prerequisite
Engineering and Setup	<ul style="list-style-type: none"> ○ FXTR101 ○ Windows knowledge ○ Programming knowledge of script languages
Objectives	Supports
<ul style="list-style-type: none"> ✓ Creating Flexium HMI custom pages in HTML/JavaScript 	<p>Training materials</p> <ul style="list-style-type: none"> ○ Simulator <p>Deliveries</p> <ul style="list-style-type: none"> ○ Course presentation (on memory stick) ○ Software Development Kit access ○ Example (on memory stick)
Training Content	
<p>Introduction in the architecture of Flexium+ HMI</p> <p>Explanation of the Flexium+ HMI components</p> <ul style="list-style-type: none"> ○ FXBrowser ○ FXServer ○ FXLib ○ FXLog <p>Structure of configuration files</p> <ul style="list-style-type: none"> ○ FXServer.ini ○ FXUser.ini <p>Explanation of the FXServer architecture</p> <ul style="list-style-type: none"> ○ Event handling ○ task management ○ ... 	<p>Abstract of development tools</p> <p>Exercises related to practice using HTML and JavaScript</p> <ul style="list-style-type: none"> ○ Object instancing of the classes of the development components ○ Using of the development components ○ Characteristics of the array structure of event classes ○ Programming examples <p>Questions and answers</p>
Duration	Date / Costs
3 days	Please consult your local training contact

Communication with Flexium+

FLTR453

Your area of interest

Engineering and Setup

Prerequisite

- FXTR101
- Windows knowledge
- Knowledge of object oriented programming (OOP) and use of COM server

Objectives

- ✓ Using of FXServer for the communication with the different components of Flexium+. This allows connections to other systems, independent HMIs, etc. to be realized.

Supports

Training materials

- Simulator

Deliveries

- Course presentation (on memory stick)
- Software Development Kit access
- Programming examples in C# and C++ (on memory stick)

Training Content

Introduction in the architecture of FXServer

Explanation of the Flexium+ components

- FXBrowser
- FXServer
- FXLib
- FXLog

Explanation of the FXServer

- Eventhandling
- Task-Management

...

Exercises related to practice using C#

- Object referencing and instancing of the classes of the development components
- Using of the development components
- Characteristics of the array structure of event classes
- Programming examples

Questions and answers

Duration

2 days

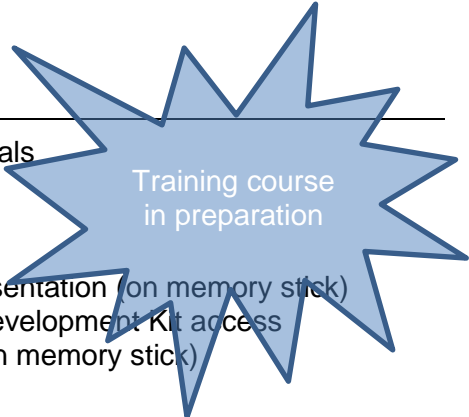
Date / Costs

Please consult your local training contact

FlexiumPro HMI personalization

FPTR 443

Your area of interest	Prerequisite
Engineering and Setup	<ul style="list-style-type: none"> ○ FXTR101 ○ Windows knowledge ○ Programming knowledge of C#
Objectives	Supports
<ul style="list-style-type: none"> ✓ Creating FlexiumPro HMI custom pages in C# 	<p>Training materials</p> <ul style="list-style-type: none"> ○ Simulator <p>Deliveries</p> <ul style="list-style-type: none"> ○ Course presentation (on memory stick) ○ Software Development Kit access ○ Example (on memory stick)
Training Content	
<p>Introduction in the architecture of FlexiumPro HMI</p> <p>Explanation of the FlexiumPro HMI architecture</p> <p>Structure of configuration files</p>	<p>Abstract of development tools</p> <p>Exercises related to practice using C#</p> <ul style="list-style-type: none"> ○ Programming examples <p>Questions and answers</p>
Duration	Date / Costs
3 days	Please consult your local training contact



Communication with FlexiumPro

FLTR453

Your area of interest

Engineering and Setup

Objectives

- ✓ Use of the FlexiumPro SDK for communication with the various FlexiumPro components. This allows connections to other systems, independent HMIs, etc. to be realized.

Prerequisite

- FXTR101
- Windows knowledge
- Programming knowledge of C#

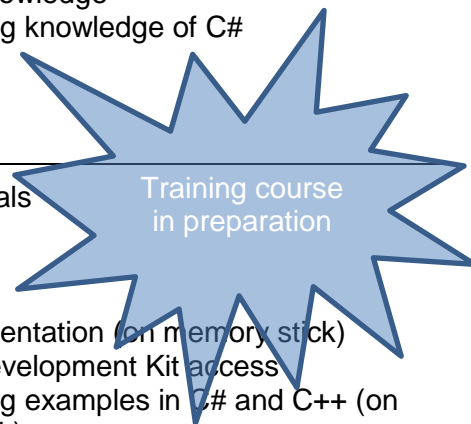
Supports

Training materials

- Simulator

Deliveries

- Course presentation (on memory stick)
- Software Development Kit access
- Programming examples in C# and C++ (on memory stick)



Training Content

Introduction in the architecture of FlexiumPro SDK

Exercises related to practice using C#

- Programming examples

Questions and answers

Duration

2 days

Date / Costs

Please consult your local training contact

Safety including NUM-SAMX

Your area of interest	Prerequisite
Engineering and Setup	FXTR102 or FPTR 402
Objectives	Supports
<ul style="list-style-type: none"> ✓ Understand concept. ✓ Program and setup a safety application on a Flexium+ or FlexiumPro system 	Training materials <ul style="list-style-type: none"> ○ Simulator Deliveries <ul style="list-style-type: none"> ○ Course presentation (on memory stick) ○ Software Development Kit access ○ Example (on memory stick)
Training Content	
Hardware structure Safety functions Safety application concept Safe PLC programming Drive functions <ul style="list-style-type: none"> ○ NUM-STOX setup ○ NUM-SAMX setup 	Questions and answers
Duration	Date / Costs
2 days	Please consult your local training contact

Individual training

Your area of interest	Prerequisite
Something around NUM controls	Depending on the training content
Objectives	Supports
✓ Will be defined with you	Training materials
	○ Simulator
	Deliveries
	○ Course presentation (on memory stick)
	○ Example (on memory stick) if available
Training Content	
Will be developed with you	
Duration	Date / Costs
To be defined	Please consult your local training contact

Individual training courses can be held at NUM locations or at the customer's site.

Booking Form

For booking of training, please send an e-mail to following address with content below:

China: jane.liu@num.com

India: info.in@num.com

**Taiwan and
rest of Asia:** johnny.wu@num.com

For other countries, please contact your local sales representative or NUM Switzerland (sales.ch@num.com).

E-mail content

Company name:

Contact person:

Function:

Phone:

Address:

Your order number:

Training number:

Training date:

Training location:

Names of the participants: